

For more information on the complete range of Saniflo products, please speak with a sales representative at any Ferguson location.



### TOILET AND COMPONENTS

(For SANIACCESS3, SANIPLUS, SANIBEST Pro and SANIACCESS2 only)

PART#	PRODUCT	DESCRIPTION
SAN093	Toilet bowl round white	Rear spigot bowl, round front
SAN095	Toilet tank white	Insulated tank with fill and flush valves
SAN097	Toilet bowl elongated white	Rear spigot bowl, elongated front, ADA compliant

### MACERATING AND GRINDER SYSTEMS

PART#	PRODUCT	DESCRIPTION
SAN081	SANIACCESS2	Macerating pump for half-bathrooms. (Pump only)
SAN002	SANIPLUS	Macerating pump for full bathrooms. (Pump only)
SAN082	SANIACCESS 3	Macerating pump for full bathrooms. (Pump only)
SAN013	SANIBEST Pro	Grinder pump for full bathrooms. (Pump only)
SAN014	SANIGRIND Pro	Grinder pump for full bathrooms (Pump only).
SAN011	SANIPACK	Macerating pump for in wall frame system. (Pump only)
SAN089	SANICUBIC 1 Available in 220V	Simplex grinder system, above the floor installation (IP68)
SAN029	SANICUBIC 2	Duplex grinder system, above the floor installation (IP68)
SAN049	SANICUBIC 1 VX	Simplex vortex system, above the floor installation (IP68)
SAN099	SANICUBIC 2 VX	Duplex vortex system, above the floor installation (IP68)

### CERAMIC BUILT IN MACERATING SYSTEMS

PART#	PRODUCT	DESCRIPTION
SAN020	SANICOMPACT COMFORT	Wall hung macerating toilet complete with carrier
SAN023	SANICOMPACT 4	One piece floor mounted toilet with macerator built into the base.

### DRAIN PUMPS/CONDENSATE PUMP

PART#	PRODUCT	DESCRIPTION
SAN040	SANICONDENS	Condensate pump (tubing and accessories included)
SAN041	SANICONDENS BEST	Condensate pump w/built in neutralizer (tubing and accessories included)
SAN044	SANICONDENS BEST FLAT	Low profile condensate pump w/ built in neutralizer (tubing and accessories included)
SAN008	SANIVITE	Drain pump (Heavy duty)
SAN021	SANISWIFT	Drain pump (Residential)
SAN010	SANISHOWER	Drain pump (Light duty)

### ACCESSORIES

PART#	PRODUCT	DESCRIPTION
SAN050	SANIALARM	Alarm for models: 002/013/014/011/008 (Battery is not included)
SAN042	SANICONDENS BEST NEUTRALIZER	Neutralizer agent for Sanicondens Best
SAN030	EXTENSION PIPE	Extension pipe between toilet and macerator/grinder
SAN052	DESCALER	Concentrated solution for optimum cleaning power

Over 60 years of experience with more than 8 million units sold worldwide.

Saniflo SFA GROUP

105 Newfield Avenue, Suite B • Edison, NJ 08837

Toll Free: 1-800-571-8191

www.saniflo.com

FERGUSON®

Saniflo SFA GROUP  
INSTALL A BATHROOM ANYWHERE!

# INTRODUCING THE SANIFLO SYSTEM WHERE BATHROOMS DEFY GRAVITY!



Floors, walls and structural integrity remain intact while the project time is reduced and construction mess is virtually eliminated.

With Saniflo, you decide where your new bathroom goes. You are no longer limited to locations where downhill drainage or gravity evacuates waste. You don't even need to be in close proximity to the main waste pipe (soil stack).

Saniflo offers a range of macerating and grinder pump systems that greatly reduce the size of the waste products. Because of this, larger diameter discharge lines are unnecessary. In fact, all that is needed is a 3/4" diameter discharge pipe.

Using above-floor plumbing technology, there is **no need to dig the ground** which means no disruptive or destructive remodeling.



# FERGUSON EXCLUSIVE SANIFLO TWO-PIECE TOILET SYSTEM




## 093 Round Bowl / 097 Elongated Bowl

- Vitreous china (seat sold separately)
- Integral P-trap and a rear outlet spigot
- Seating height: 16 1/2" (without seat)
- Large glazed trapway
- Wash down style toilet
- Low flush toilet; it uses 1.28 gallons (4.8 L) per flush
- Toilet supplied with a set of lag screws, plastic anchors and china protectors
- Water spot measures 4" x 4 3/4"
- 1 Year limited warranty

## 095 Toilet Tank

- Vitreous china
- Insulated tank to prevent condensation
- The zero re-fill fill valve is easily adjustable
- The flush valve has a silicone flapper seal
- Tank is not designed to be used with refill hose thus not provided.
- Water level mark applied to the overflow tube
- Toilet tank supplied with bowl screws, washers and wing nuts
- 1 year limited warranty
- Warranty for fill and flush valve as per manufacturer

 MEETS THE AMERICAN WITH DISABILITIES ACT GUIDELINES AND ANSI A117.1 REQUIREMENTS FOR ACCESSIBLE AND USABLE BUILDING FACILITIES. CHECK WITH LOCAL CODES.

# COMPLETE YOUR SANIFLO SYSTEM ALL YOU NEED IS...



**Macerator/Grinder Pump**  
for residential and commercial applications ideal for creating half or complete bathrooms.



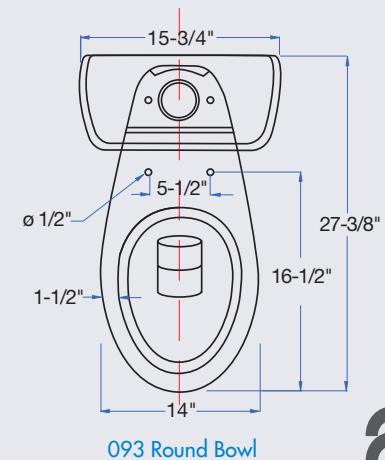
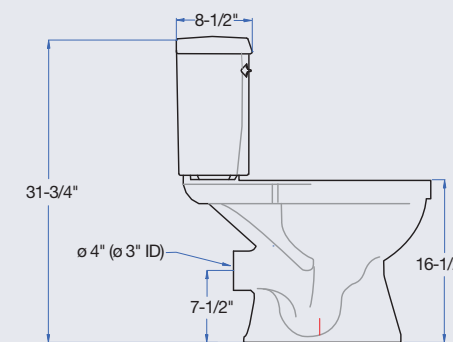
**093/097 Toilet Bowl**  
Rear discharge round or elongated toilets (elongated bowl is ADA compliant).



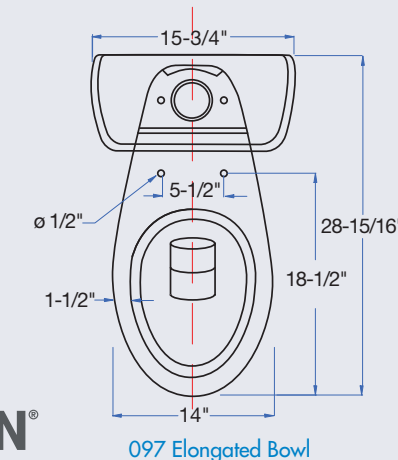
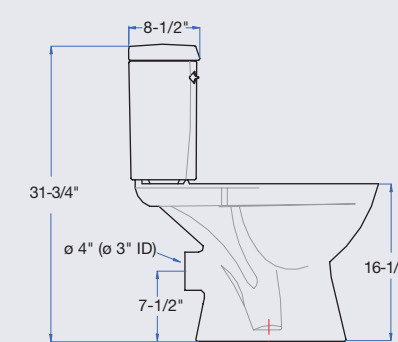
**095 Toilet Tank**  
Insulated 1.28 GPF toilet tank equipped with all internal valves.



**030 Extension Pipe**  
18" long PVC pipe with internal gasket used to hide the pump behind the wall.



093 Round Bowl



097 Elongated Bowl

